

Our District At-A-Glance 2015-16

Making Hope Happen



Our Mission

The mission of SBCUSD, the leading expert in human learning, is to ensure all students, cradle to career, develop the knowledge, skills, and proficiencies required for college, career, civic, and economic success by inspiring and engaging them in a system distinguished by:

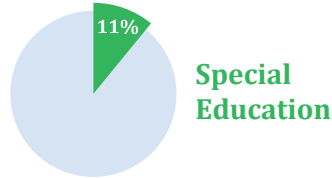
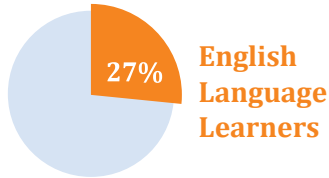
- High expectations for student and staff performance
- Vital partnerships with families, community, and employers
- Culturally proficient schools
- Learning experiences beyond traditional boundaries of where and when
- Safe, respectful, and welcoming environments

School District Overview



Students

K-12 Enrollment: **53,365** | Based on CBEDS 2014



Facilities

49 elementary schools

11 middle schools

10 high schools

1 adult education

73 TOTAL schools (Includes 3 special education schools)

2 alternative learning

12 charter schools

• Local Control Funding Formula (LCFF)

The LCFF is California's formula for determining the level of state funding provided to school districts. The funding helps improve learning for all students, and supplemental funds are devoted to helping students from low-income families, students who are learning English as a second language, and foster youth.

• Local Control and Accountability Plan (LCAP)

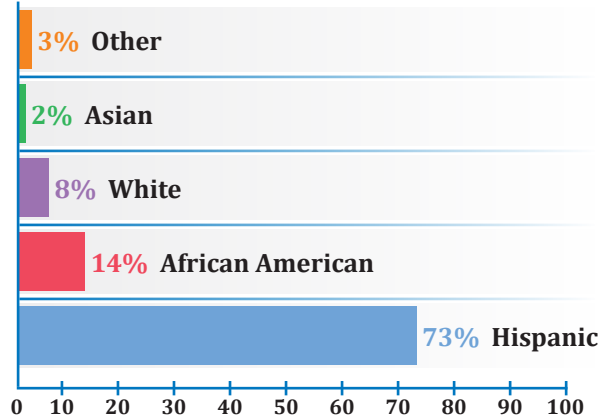
The LCAP is San Bernardino City Unified School District's 439-page, three-year plan for using LCFF funding. The state-mandated LCAP includes three sections:

1. Goals and Progress Indicators
2. Stakeholder Engagement*
3. Actions, Services, and Expenditures

* A stakeholder is someone who is involved with or affected by the school district.



Student Diversity



School District Budget

\$ 602,700,000

adopted budget for 2015-16

Local Control

LCAP

Local Control Accountability Plan



The Eight State Priorities

- 1) Basic Services
- 2) Common Core State Standards
- 3) Parent Involvement
- 4) Pupil Achievement
- 5) Pupil Engagement
- 6) School Climate
- 7) Access to a Broad Curriculum
- 8) Pupil Outcomes

Progress Indicators

	Outcomes for 2013-14	Outcomes for 2014-15	Target (Goal) 2015-16
K-12 Attendance Rate	95.5%	95.3%	97.5%
Advanced Placement Participation, Grades 9-12	76%	76.8%	65% <small>*Results exceed previously established goal</small>
Advanced Placement Exam Pass Rate, Grades 11-12	32.6%	29.5%	45%
Graduation Rates (4-Year Cohort)	79.9% <small>Class of 2014</small>	Available <small>Spring 2016</small>	95%
K-12 Suspension Rate (goal is to reduce suspensions) <small>Student suspension rates where each suspended student is counted only once out of all District students served.</small>	8.4%	6.4%	2%

The following programs, services and positions were added:

- 10 counselors
- District-funded health aide at each school
- AVID at 13 elementary schools (24 more planned in 2016-17)
- Making progress toward 24:1 class size reduction in K-3, with a current average class size of 27:1
- Provided Gifted and Talented (GATE) certification classes for teachers
- Provided training for all grades levels (Transitional Kindergarten through 12th grade) focusing on Common Core State Standards English Language Development
- Foster Youth Liaison



Stakeholder Engagement

From the onset, SBCUSD strove to be transparent and inclusive of all stakeholders, including parents, staff, students, and community groups during the development of the LCAP. In the first year of planning, more than 40 community stakeholder meetings were held, surveys were distributed and collected and many more surveys were accessed on the District website. A deliberate effort toward transparency was carried out during the writing process, with the plan being crafted in a committee made up of the various stakeholders, including our non-profit business partners. This atmosphere of inclusiveness allowed for a well thought-out plan developed with input from all of those who support the academic achievement of SBCUSD students.

GROUP	STAKEHOLDER
Community	Parents, students, staff members, community partners, and other stakeholders
Community	Board of Education Workshops Public meetings where the School Board and staff engage in comprehensive dialogue
Community	Community Select Events/Meetings with Partners Opportunities for community input through LCAP Community meetings and forums
Parents	District Community Advisory Committee Meetings with families of Title 1 schools, School Site Council members, and other parent leaders
Parents	District English Learner Advisory Committee Meetings with English Learner families, and other parent leaders
Parents	District African American Advisory Committee Meetings with African-American families, and other parent leaders

SBCUSD LCAP Successes

ACADEMIC & CAREER READINESS SUCCESS INDICATORS

0-3 / 4-5 Years	Kindergarten	Grades 1-3	Grades 4-6	Grades 7-9
Strong developmental foundation birth to 36 months	Prepared for school	Read at grade level by 3rd grade	Grade level competent in ELA/math by the end of 6th grade	Pass Integrated Math by 9th grade
Grades 10-11	Grade 12	Grade 13-16	Grades 17-20	
Pass college/career readiness measurement exam by 11th grade (EAP)	Graduate from high school, college & career ready	Enter & complete college, &/ or workforce training with 21st century skills	Enter a sustaining career as a productive, contributing citizen	Enter & complete advanced education &/or certification

PERSONAL & SOCIAL READINESS SUCCESS INDICATORS

0-3 / 4-5 Years	Kindergarten	Grades 1-3	Grades 4-6	Grades 7-9
Age-appropriate interaction with the environment & others	Communicates needs, feelings, & interests	Enjoys & appropriately interacts with others	Makes friends & understands social rules & consequences	Increasing awareness & acceptance of differences in people
Grades 10-11	Grade 12	Grade 13-16	Grades 17-20	
Positive self-esteem & motivation to succeed	Increasing self-awareness & identity, building social problem-solving skills & focus on the future	Exploration of attitudes, values, & life possibilities	Lifelong learner & desire to make a lasting impact on future generations	



All students will graduate from high school with a focus on A-G course completion and increasing four-year cohort graduation rate.

HISTORIC GRADUATION RATES—CLASS OF 2014

79.9% SBCUSD **78.3%** San Bernardino County **80.8%** State of California

All students will be taught by highly qualified teachers.



2,524 teachers

99.5% NCLB Compliant with

& 119 instructional aides

Awards and Award-Winning Programs



16 California Distinguished Schools



3 National Blue Ribbon Schools



7 Golden Bell Award-Winning Programs

- SANKOFA
- Customer Service
- BE STILL (Be Extra Stable to Increase Lifelong Learning)
- Cal-SAFE for Teen Parents (California School-Age Families Education Program)
- City of Readers
- Middle College High School
- San Manuel Partnership



1 California Gold Ribbon School



1 National Center for Urban School Transformation (NCUST) School



Curtis and Serrano Middle Schools



Like us on Facebook.com/sbcusdlcap
Like SBCUSD on Facebook.com/SanBernardinoUSD



Follow us on Twitter@SB_CitySchools
Follow Dr. Marsden on Twitter@MarsdenDale



Subscribe to our YouTube channel at
<https://youtube.com/user/SanBdoCitySchools>



Follow us on Instagram @sbcusd